



Pulsar

Radiant Panels

TECHNICAL LEAFLET

Pulsar

Radiant Panel



The **Pulsar Sabiana** ceiling mounted radiant panels are produced in 4 sizes, with a width of 600 mm and a length between 1.2 and 3 m, in 2 standard colours, and others upon request. The panel has a very elegant design, perfectly matching the false ceiling (it is also available in a free hanging version identified by the letter "W"), features simple maintenance, very long life and can be connected in series or in parallel to others panels using flexible pipes supplied upon request.

The panels feature a very interesting construction: modern welding units, without leaving any visible traces, press the galvanized steel pipes into the thick electrogalvanised steel panel, guaranteeing an optimum heat output and a uniform temperature across the entire radiating surface. The product is ideal for many types of environment, especially schools and hospitals.

The panel can be supplied with hot or cold water: in summer, it should be used together with a primary air system, as only sensible cooling is provided.

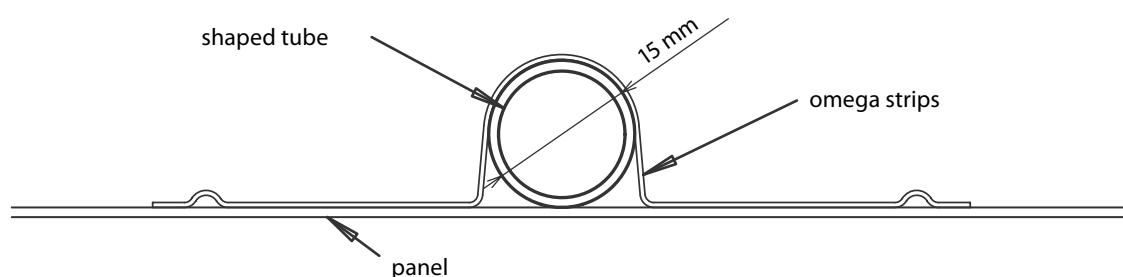
The heating capacity values have been certified by the leading European laboratory in the sector (University of Stuttgart), applying the European EN 14037 standard.

The painting process, using an epoxy polyester resin powder coat dried in a furnace at 180°C, ensures high resistance over time, in compliance with the international standard ISO 2409, certified by tests performed at the Milan Polytechnic University.

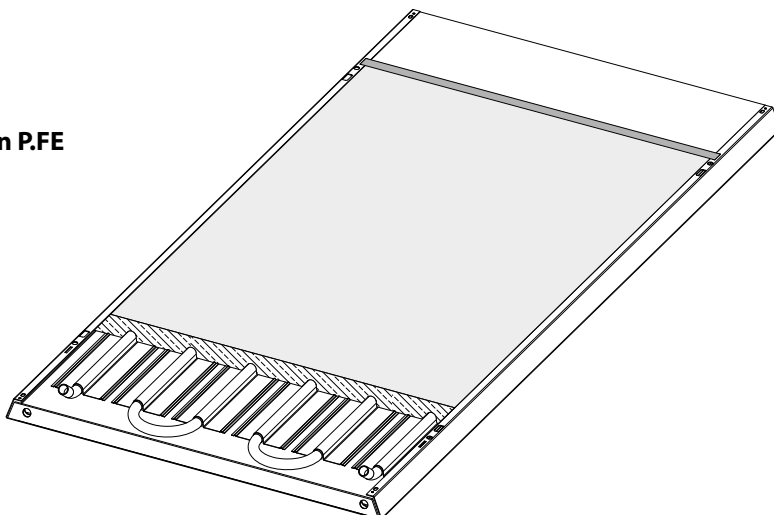


- **The radiant panels are supplied in four sizes**, which can be perfectly integrated into any false ceiling.
- Indeed, **the lengths of 1.20, 1.80, 2.40 and 3.00 m** ensure optimum integration into 600 x 600 mm modular ceilings, the standard dimension for false ceiling panels in Europe.
- **The visible side is perfectly flat**, meaning that the Pulsar radiant panels can match all types of false ceiling panels available on the market.
- **As standard, the panels are supplied in the colour RAL 9016**, with a satin finish created by an epoxy-polyester coat dried in a furnace at 180°C.
- **Other RAL colours are also available** for the architect to choose from.
- The radiant panels are made of a **radiating galvanized steel plate**, 1 mm thick.
- On the panel is fixed a **galvanized steel pipe with 15 mm of external diameter**, 1.2 mm thick.
- **The galvanized omega strips** welded to the panels hold the correct spacing of the tubes and secure the best surface contact between the tube and the panel.
- **The dimensional tolerances of the panels** are in accordance with standard EN 14037-1 (radiant panel length \pm 3,00 mm, radiant panel width \pm 2,00 mm).
- **The paint complies** with the **European Standard 76/769/EEC**.
- **Fire reaction** class: A1.
- **Emission** of the radiant surface $\epsilon = 0,96$.
- The radiant panels are supplied with an **insulating layer of mineral wool** (30 mm thick) protected by an aluminium sheet (25 micron thick) to be mounted on the top of the panel.
- **The insulation is in Class A1** according to EN 13501-1 standard.
- **Thermal conductivity 0,037 W/mK** (according to UNI CTI 7745 and UNI FA 112 standard).
- **Density** 14 kg/m³.
- **Thermal resistance** 0,81 m²K/W.

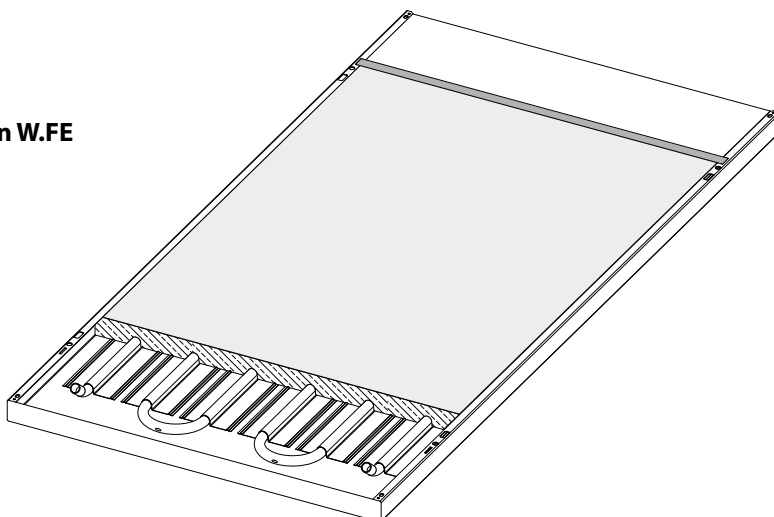
Typical section



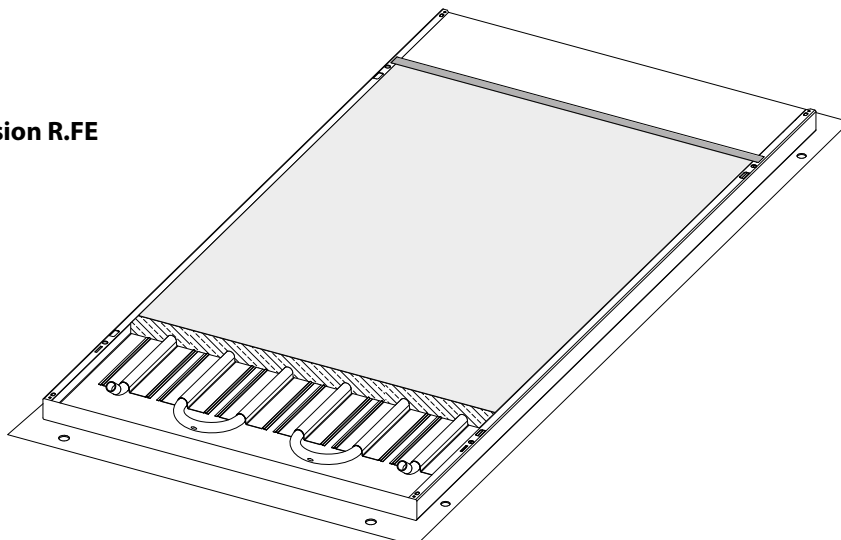
Version P.FE



Version W.FE

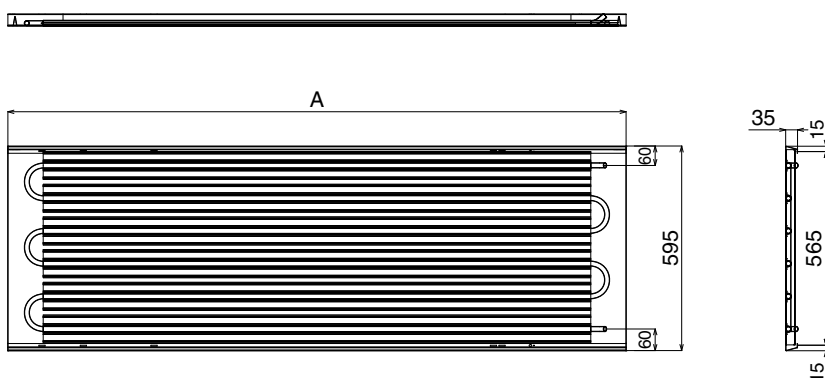


Version R.FE

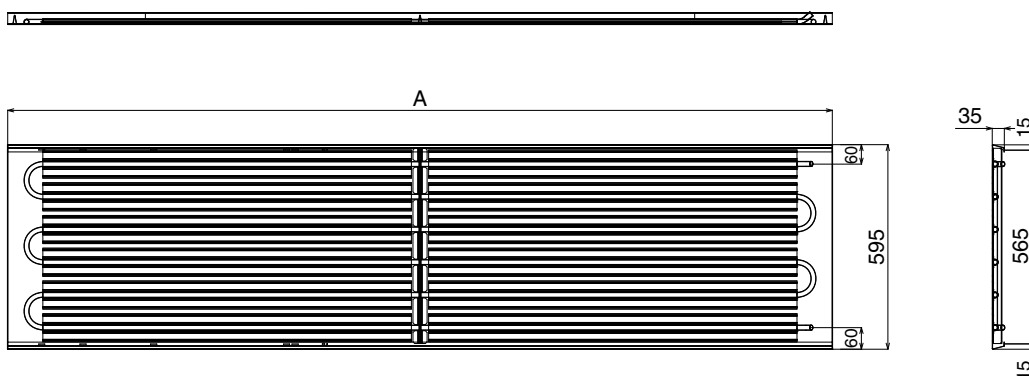


- Insulation, 30 mm thick (supplied not mounted)
- Insulation holding strip

Model 1 and 2



Model 3 and 4



Model	Width (A) mm	Weight kg	Water content litres
P.FE 1	1195	13,8	1,3
P.FE 2	1795	20,7	2,0
P.FE 3	2395	27,6	2,8
P.FE 4	2995	34,5	3,5
W.FE 1	1234	13,8	1,3
W.FE 2	1858	20,7	2,0
W.FE 3	2482	27,6	2,8
W.FE 4	3106	34,5	3,5

Thermal emissions in accordance with the European Standard EN 14037-1

Δtm °C	Emission W/ml	Δtm °C	Emission W/ml	Δtm °C	Emission W/ml	Δtm °C	Emission W/ml	Δtm °C	Emission W/ml
89	582	75	478	61	376	47	279	33	185
88	574	74	470	60	369	46	272	32	179
87	567	73	463	59	362	45	265	31	172
86	559	72	456	58	355	44	258	30	166
85	552	71	448	57	348	43	251	29	160
84	544	70	441	56	341	42	245	28	153
83	537	69	434	55	334	41	238	27	147
82	529	68	427	54	327	40	231	26	141
81	522	67	419	53	320	39	225	25	134
80	515	66	412	52	313	38	218	24	128
79	507	65	405	51	306	37	211	23	122
78	500	64	398	50	299	36	205	22	116
77	492	63	391	49	292	35	198	21	110
76	485	62	383	48	285	34	192	20	104

Cooling emissions in accordance with the European Standard EN 14037-4

Δtm °C	Cooling emission			
	with insulation		without insulation	
	W/ml	W/m ²	W/ml	W/m ²
5	24	40	33	56
6	29	49	40	68
7	35	58	48	80
8	40	68	55	92
9	46	77	62	105
10	52	87	70	118
11	57	96	78	130
12	63	106	85	143
13	69	116	93	156
14	75	126	101	169
15	81	136	108	182

Δtm = difference between the average water temperature and the room temperature.

Pressfittings

(Geberit)



Screw fittings

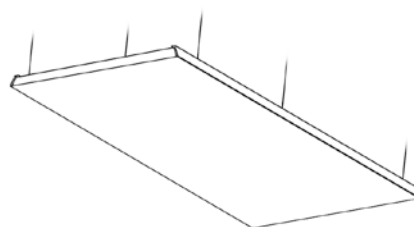
(Caleffi)



Non-active aesthetic panel "P" type

(installed within false ceilings)

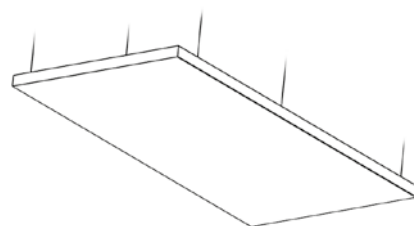
The aesthetic panels are used when the active panels do not need to be installed and when, for aesthetic reasons or local specifications, a non-active panel has to be installed to complete a strip. Can be cut to measure on site.



Non-active aesthetic panel "W" type

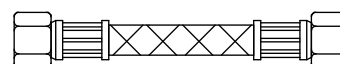
(not installed within false ceilings)

The aesthetic panels are used when the active panels do not need to be installed and when, for aesthetic reasons or local specifications, a non-active panel has to be installed to complete a strip. Can be cut to measure on site.



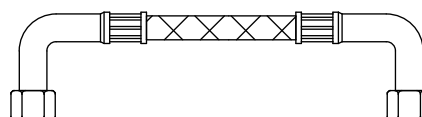
Straight flexible pipe

1/2" female fittings.



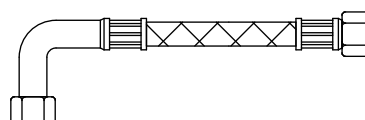
90° flexible pipe

1/2" female fittings

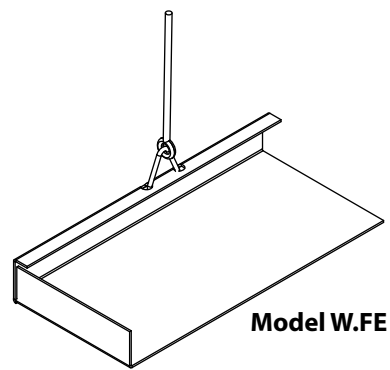
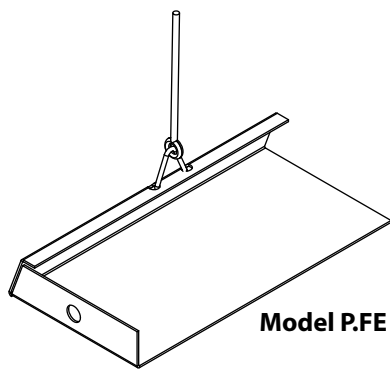
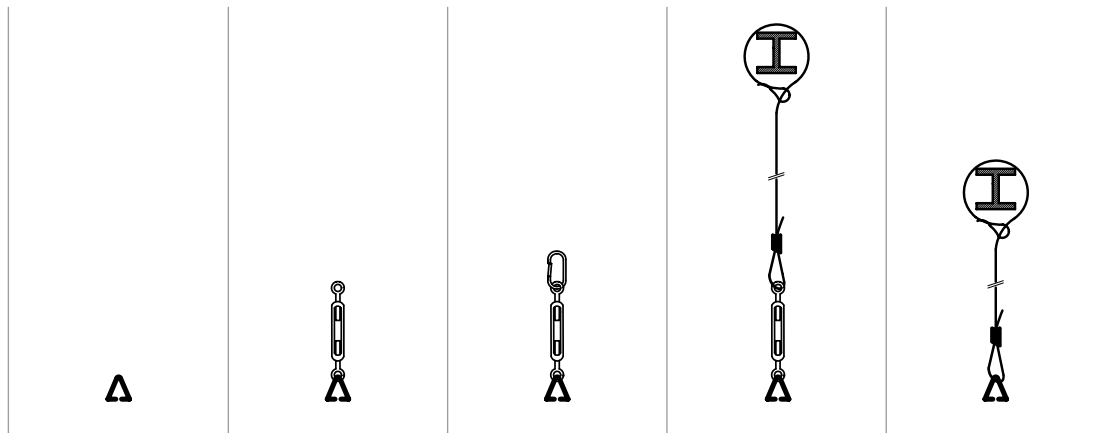


90° / Straight flexible pipe

1/2" female fittings



Hanging systems





A company of Arbonia Group
ARBONIA ▲

Seguici su



Sabiana app



SABIANA SpA

Società a socio unico

Via Piave 53 - 20011 Corbetta (MI) Italia

T. +39 02 97203 1 r.a. • F. +39 02 9777282

info@sabiana.it

www.sabiana.it